



# ET40/ET45 Enterprise Tablets

The right-priced rugged tablets that have it all — right out of the box

You're considering purchasing consumer-grade tablets for your business because the cost is right — and while the feature set may not be ideal, it seems good enough. But there are hidden costs — such as a case to increase durability or a scanner for tasks that require heavy barcode scanning. Without the right durability, you'll need to replace tablets more frequently — and short product lifecycles create a mixed model deployment that is more complex and time-consuming to support. Introducing the ET40 and ET45, the right-priced enterprise tablets that are built for business. You get everything you need, right out of the box. Thin and light consumer styling that is business tough. Integrated enterprise-class scanning. The fastest wireless connections. A multi-year lifecycle. Powerful new communication options. New solutions that add new capabilities. Zebra-only Mobility DNA tools that improve every aspect of the device lifecycle. And more. The ET40/ET45 Enterprise Tablets — everything you need to do business right, at the right price.



## A strong ROI that makes business sense

### Rugged and ready for all-day business

The ET40 and ET45 are built for business from the inside out, delivering reliable operation you can count on. Drop it on tile or concrete floors. Use it inside and outside, even in the heat or subzero temperatures. Hose it off. It still works. And if you work in more demanding environments, no problem — just add the optional rugged boot for even more durability.

### A business-class lifecycle with guaranteed availability and support

These tablets are built to last years — and you can count on support every day your devices are in service — for six years from the initial

sale date. Zebra's optional OneCare Essential and Select support services provide all the options you need to choose the right level of service for your business. And unlike consumer tablets, Zebra guarantees that the exact model you purchase today will be available for three years, simplifying device support.

## Work faster and smarter with all the right business options

### Choose your screen size

Choose the screen size that's right for the job — a compact easy-to-carry 8 inch screen or a larger 10 inch display for easier viewing of information rich apps.

### Fastest wireless connectivity to keep you connected anywhere

Get the fastest Wi-Fi and cellular speeds with Wi-Fi 6 and 5G. The Wi-Fi only ET40 is ideal indoors in retail and hospitality, while the Wi-Fi and cellular ET45 is ideal for delivery drivers and more out in the field. Connect cordless headsets, printers and more with Bluetooth to create a complete wireless solution. Enable locationing with GPS — from directions to the next delivery stop to tracking driver location. And enable private LTE networks for cost-effective wireless connectivity in the largest indoor and outdoor facilities with support for Citizens Broadband Radio Service (CBRS).<sup>1</sup>

### Multi-shift battery power

Power options keep your tablets up and running over multiple shifts, while Zebra's PowerPrecision batteries provide the intelligence to better manage your battery pool. Get constant power with an optional hot-swappable secondary battery — ideal for multiple shifts.



And visibility into battery statistics makes it easy to spot and discard unhealthy batteries that no longer hold a full charge, eliminating the impact of dead batteries on worker productivity.

#### **Payment-ready — take payment where and when you need it**

Create a mobile POS for anywhere payment with innovative payment solutions.<sup>2</sup> Create a complete on-demand hybrid POS with the Point of Sale hub and the Presentation stand.<sup>3</sup> And support NFC tap to pay.

**Tailor your tablet for every job with a complete accessory family** Get everything you need to make these tablets easier to carry, more rugged and more versatile through solutions that add new capabilities. The multi-slot and desktop charging cradles simplify backroom device management. Protective and carrying accessories enhance durability and portability. Create a workstation on demand with the Workstation cradle. And create a kiosk and more with the Presentation stand.

### **Powerful data capture made easy**

#### **World-class integrated scanning**

No matter what type of scanning your workers do, there's a Zebra scan engine that's right for the job — from standard range scanning to a large 'sweet spot' for dependable point-and-shoot simplicity or an advanced range scanner to capture items in hand and across the room. And all scanners deliver the performance that has made Zebra the market leader — split-second first time capture of virtually every barcode, in practically any condition.

#### **Ultra-high resolution photos**

Take sharp, detailed photographs for proof of condition and delivery, visual in-store merchandising audits to ensure quality and compliance and more.

#### **Improve collaboration with video calls**

Shave time and errors out of workflows with video calls. For example, in a hotel, housekeeping can show engineering a leaky faucet that requires immediate repair. And a less-experienced field technician can collaborate with a seasoned remote technician to properly diagnose and resolve an issue.

### **Unleash the potential of your tablets and your workforce with Zebra Mobility DNA™**

#### **Get a built-in advantage with complimentary Zebra Mobility DNA**

#### **Professional tools**

Powerful pre-installed Mobility DNA tools are ready to use at no cost. Add powerful enterprise features to standard Android with Mobility Extensions (Mx) — choose from over a hundred features to increase security, improve device manageability and more. Stage a handful or thousands of devices for use in seconds with StageNow. Control the applications and device features workers can access with Enterprise Home Screen — no developer required. Enter barcodes into your apps right out of the box with DataWedge — no programming required. Integrate all the features of your tablets into your apps with Zebra's Enterprise Mobility Development ToolKit (EMDK). Control the GMS apps and services that are available on your tablets with GMS Restricted Mode. Automatically enable EMM support for every feature in your tablet with OEM Config. Collect targeted diagnostics for easier troubleshooting with RxLogger. And test all main tablet systems with the press of a button with Device Diagnostics to prevent unnecessary, costly trips to the repair center.

#### **Maximize tablet functionality and workforce productivity with optional Mobility DNA Enterprise**

Unlock more tools to greatly improve the user experience and workforce efficiency with this optional license. Simultaneously capture up to 100 barcodes, even on multiple labels, with a single scan. In one button press, capture and crop a document image, optionally capture a barcode — and even detect signature presence to ensure a form was signed. Enable faster data entry with a customized soft keyboard tailored for your data types. Enable workers to easily manage all of their Bluetooth accessories. Give workers unsurpassed 'won't drop' wired style Wi-Fi connections every minute of every shift. And more.

### **Give your workers powerful new ways to communicate**

#### **Turn your tablets into two-way walkie talkies that work inside your facility — and out in the field**

Optional Push-to-Talk (PTT) Express enables instant PTT walkie-talkie style calls over your Wi-Fi network, right out of the box. Out in the field, optional Workforce Connect PTT Pro enables PTT calling and secure text messaging over the cellular network through an easy-to-deploy cost-effective subscription service.<sup>4,5</sup>

#### **Turn your tablets into PBX handsets**

Add fully-featured PBX handset functionality with Zebra's Workforce Connect Voice<sup>4,6</sup>. The need to purchase and manage additional voice-enabled devices is eliminated. And a custom interface makes it easy to execute even the most complex telephony features.



# Specifications

Physical Characteristics	
<b>Dimensions</b>	8 inch: 8.42 in. L x 5.32 in. H x 0.45 in. D 213.9 mm L x 134.8 mm H x 11.4 mm D 10 inch: 10.15 in. L x 6.41 in. H x 0.45 in. D 257.9 mm L x 162.9 mm H x 11.4 mm D
<b>Weight</b>	8 inch: 1.07 lbs/485 g 10 inch: 1.52 lbs/690 g
<b>Display</b>	8 inch/20.3 cm: 500 nits, color WXGA 1280x800 10.1 inch/25.7 cm: 500 nits, color WUXGA 1920x1200; Corning® Gorilla® Glass
<b>Imager Window</b>	Corning Gorilla Glass
<b>Touch Panel</b>	Capacitive multi-touch
<b>Expansion Slot</b>	Integrated connector to easily add accessories
<b>Connectivity</b>	Docking connector (charge and data) USB-C side port (tablet charging and data only)
<b>SIM Slots</b>	1 nano SIM
<b>Interface Ports</b>	Expansion connector for Zebra accessories
<b>Notifications</b>	Audible tone; multi-color LEDs; vibration
<b>Keyboard Options</b>	Virtual, Bluetooth, USB
<b>Audio</b>	Stereo speakers; two microphones; audio headset support via USB-C port or Bluetooth
<b>Buttons</b>	Volume up/down; power on/off; barcode scanner; programmable buttons
Performance Characteristics	
<b>CPU</b>	Qualcomm Snapdragon™ SM6375 Octa-Core (8): 2.2 GHz (2) and 1.8 GHz (6)
<b>Operating System</b>	Android 11; upgradeable to Android 14
<b>Memory</b>	Standard: 4 GB LPDDR4X SDRAM/64 GB UFS Flash Premium: 8 GB RAM/128 GB
General Certifications	
EPEAT Bronze®, Energy Star	
User Environment	
<b>Operating Temp.</b>	-4°F to 122°F/-20°C to 50°C
<b>Storage Temp.</b>	-40°F to 158°F/-40°C to 70°C
<b>Humidity</b>	5% to 95% non-condensing
<b>Drop Specifications</b>	Standard: 4 ft. / 1.2 m to concrete per MIL-STD-810H With optional rugged frame: 5.1 ft. / 1.55 m per MIL-STD-810H
<b>Sealing</b>	IP65
<b>Vibration</b>	Sine: 4 g's PK(5 Hz to 2 kHz) Random: 6 g RMS (20 Hz to 2 kHz) 60 minute duration per axis, 3 axis
<b>Electrostatic Discharge (ESD)</b>	+/- 15 kV air discharge; +/- 8 kV contact; +/- 8 kV indirect
Power	
<b>Battery User Profile</b>	Ample power for a full shift; continuous operation is enabled with the secondary optional battery

<b>Battery</b>	8 inch: 6100 mAh 3.87 V rechargeable Li-Ion Polymer; user replaceable (23.61 Wh) 10 inch: 7600 mAh 3.87 V rechargeable Li-Ion Polymer; user replaceable (29.41 Wh) Optional hot swappable 3400 mAh 7.6 V (25.84 Wh) secondary battery, for use with expansion back accessory
Interactive Sensor Technology (IST)	
<b>Ambient Light Sensor</b>	Automatically adjusts display brightness and display backlight
<b>Magnetometer</b>	eCompass automatically detects direction and orientation
<b>Motion Sensor</b>	3-axis gyroscope; 3-axis accelerometer
Data Capture	
<b>Scanning</b>	SE4100 1D/2D Scan Engine; SE4710 1D/2D Scan Engine; SE55 1D/2D Advanced Range Scan Engine with IntelliFocus technology (Premium)
<b>Rear Camera</b>	Image capture: 13 MP auto-focus camera with user controllable LED flash
<b>Front Camera</b>	5 MP
Wireless Communications	
<b>Wi-Fi (WLAN)</b>	IEEE 802.11 a/b/g/n/ac/d/h/i/r/k/v/w/mc/ax 2x2 MU-MIMO; Wi-Fi® certified; IPv4, IPv6 (Wi-Fi 6)
<b>Cellular (ET45 Only) (WWAN Data Only)</b>	5G (North America, Rest of World) Global LTE (North America, Rest of World) 3G, 2G (Rest of World) North America 5G, LTE: AT&T and Verizon
<b>Bluetooth (WPAN)</b>	Bluetooth v5.1 / 2.1+EDR Class 2 (Bluetooth LE)
<b>GPS (ET45 Only)</b>	GNSS supports GPS, Galileo, Beidou, Glonass. Dual Band (L1+L5)
<b>NFC</b>	Reader/Writer: ISO 14443 Type A and B, ECP, MIFARE, FeliCa®, ISO 15693, NFC Forum Tag Types 1 to 5; Host Card Emulation Support for Apple Pay VAS® / Google SmartTap®, NFC Forum Certified
Wireless LAN	
<b>Data Rates</b>	5 GHz: 802.11a/n/ac/ax - 20 MHz, 40 MHz, 80 MHz - up to 1201 Mbps 2.4 GHz: 802.11b/g/n/ax - 20 MHz - up to 286.8 Mbps
<b>Operating Channels</b>	Channel 1-13 (2412-2472 MHz): 1,2,3,4,5,6,7,8,9,10,11,12,13 Channel 36-165 (5180-5825 MHz): 36,40,44,48,52,56,60,64,100,104,108,112,116,120,124,128,132,136,140,144,149,153,157,161,165 Channel Bandwidth: 20, 40, 80 MHz Actual operating channels/frequencies and bandwidths depend upon regulatory rules and certification agency
<b>Security and Encryption</b>	WEP (40 or 104 bit); WPA/WPA2 Personal (TKIP, and AES); WPA3 Personal (SAE); WPA/WPA2 Enterprise (TKIP and AES); WPA3 Enterprise (AES) — EAP-TTLS (PAP, MSCHAP, MSCHAPv2), EAP-TLS, PEAPv0-MSCHAPv2, PEAPv1-EAP-GTC, LEAP and EAP-PWD; WPA3 Enterprise 192-bit mode (GCMP256) - EAP-TLS; Enhanced Open (OWE)

## Markets and Applications

### Retail and Hospitality

- Assisted selling —price/inventory checks
- Line busting
- Point of sale
- Inventory management
- Staff management
- Guest check-in
- Restaurant wait staff/ordering
- Staff communications/collaboration

### Transportation and Logistics (Delivery and Fulfillment)

- Routing and dispatch
- Proof of pickup and delivery
- Invoicing/Mobile Point of Sale
- In-vehicle inventory management
- Staff communications/collaboration
- Parcel track and trace



**Wireless LAN (continued)**

<b>Certifications</b>	<b>Wi-Fi Alliance Certifications:</b> Wi-Fi Alliance Certifications: Wi-Fi CERTIFIED n; Wi-Fi CERTIFIED ac; Wi-Fi CERTIFIED 6 ; Wi-Fi Enhanced Open; WPA2-Personal; WPA2-Enterprise; WPA3-Personal; WPA3-Enterprise (includes 192-bit mode); Protected Management Frames; Wi-Fi Agile Multiband; WMM; Wi-Fi Direct
<b>Fast Roam</b>	PMKID caching; 802.11r (Over-the-Air); OKC

**Wireless PAN**

<b>Bluetooth</b>	Bluetooth v5.1 Class 2, Bluetooth Low Energy (BLE)
------------------	--

**Regulatory**

For Regulatory information, please visit [www.zebra.com/et4x](http://www.zebra.com/et4x)

**Warranty**

Subject to the terms of Zebra's hardware warranty statement, the ET40/ET45 Enterprise Tablets are warranted against defects in workmanship and materials for a period of 1 (one) year from the date of shipment. For complete warranty statement, go to: [www.zebra.com/warranty](http://www.zebra.com/warranty)

**Recommended Services**

Zebra OneCare™ Essential and Select support services; Zebra Visibility Services — VisibilityIQ™ Foresight  
 For information on Zebra services, please visit [www.zebra.com/services](http://www.zebra.com/services)


**Footnotes**










1. CBRS is available in the U.S. only.
  2. Payment solutions available Q4 2022.
  3. Workstation Connect, Workstation cradle, POS Hub and Presentation stand available 2H 2022.
  4. Workforce Connect available Q4 2022.
  5. Mobility DNA Enterprise license required for peak performance.
  6. Mobility DNA Enterprise license required.
  7. EPEAT certification available Q4 2022.
  8. Apple VAS and Google SmartTap available Q4 2022.
- Specifications subject to change without notice.

**Mobility DNA**

Mobility DNA solutions help you get more value out of our mobile computers by adding functionality as well as simplifying deployment and management of our mobile devices. For more information on these Zebra-only features, please visit [www.zebra.com/mobilitydna](http://www.zebra.com/mobilitydna)

Mobility DNA is available on Android only. Mobility DNA Professional integrated solutions are preloaded and pre-licensed, provided at no cost. To take advantage of the complete Mobility DNA offerings for the ET40/ET45, a Mobility DNA Enterprise license is required. For more information about Mobility DNA tools, please visit the [Mobility DNA Value Tier Kit](#) home page.



 DataWedge	 Device Diagnostics	 EMDK	 Enterprise Home Screen	 GMS Restricted Mode
 Mx Mobility Extensions	 OEM Config	 Rx Logger	 StageNow	